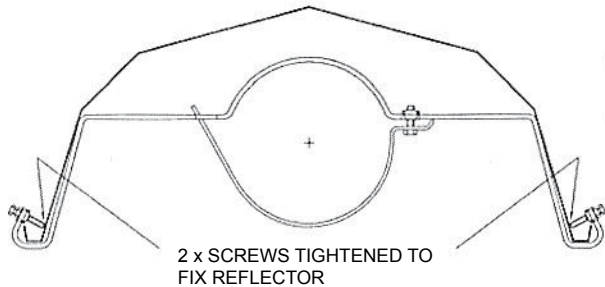


Alternate Reflector Bracket Installation

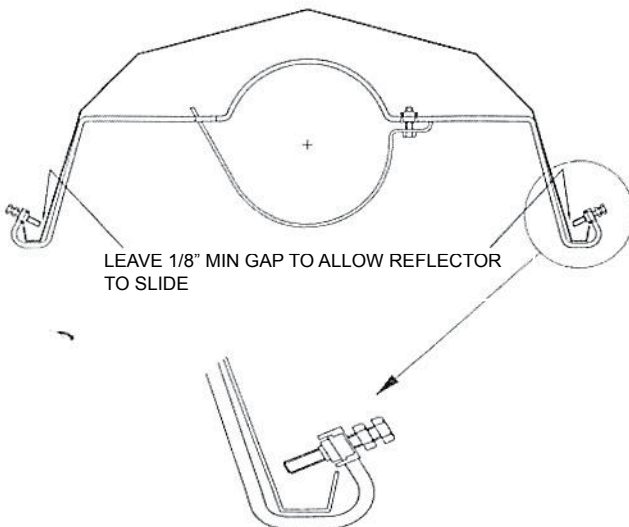
Applies to: Tubular Infrared Models VC & VP

Standard Reflector Bracket Installation

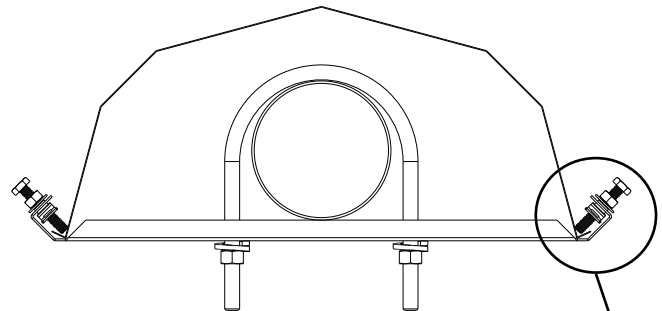
- Type 'F' are fixed reflector brackets.



- Type 'S' are sliding reflector brackets.

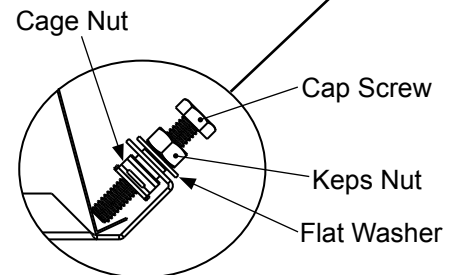


Alternate Reflector Bracket Installation



Alternate Bracket consists of:

- U-Bolt - (1) req'd
- Lockwasher - (2) req'd
- Hex nut - (2) req'd
- Bracket - (1) req'd



Reflectors are fixed at point "F" with a reflector support bracket and reflectors are held in position with fixing screws. Fixed and sliding joints alternate along the heater at the spacings indicated on the individual heater assembly sheets.

REFERENCES:

- 1) Installation / Operation / Maintenance manual for Model VPS 120V 60Hz Gas-Fired, Tubular, Radiant, Low-Intensity Infrared Heater - 0114 OG POD Form I-VPS (Version C.3) Part No 270683.
- 2) Installation / Operation / Maintenance manual for Model VCS/VCT 120V 60Hz Gas-Fired, Tubular, Radiant, Low-Intensity Infrared Heater - 243E-0914 Form I-VC Part No 270685.